GENOSS
For Patients & Doctors

1F Gyeonggi R&DB Center, 105 Gwanggyo-ro, Yeongtong-gu, Suwon-si, Gyeonggi-do, Korea (16229)
Tel. +82-31-888-5100 , FAX. +82-31-888-5005
Homepage. www. genoss.com

CAT-CF(Rev.5, 2211)

Genoss Company Profile
Product Portfolio
ver.2023

COMPANY PROFILE

GENOSS
For Patients & Doctors

GENOSS

For Patients & Doctors

Contents

Overview

About Genoss 05

Values and Core Behaviors 06

History 07

Business Area 09

Strengths

R&D Center 11

Global Network 13

Product Portfolio

Vascular Intervention Devices *DES -Scientific Evidence 15

Spinal Devices 25

Aesthetic & Rejuvenation Devices 29

Hard & Soft Tissue Regeneration *Bone Graft-Scientific Evidence 33

Dental Lab System 37

Bright Dental Materials 41

Research Analysis Services 45



About GENOSS

We promise our growth into the most enterprising company that stands in our global customers' shoes and values talents, technology and the environment.

Creating the best products and services

Contributing to the development of human society

Being a representative of Korean medical device companies

Values and Core Behaviors

Our vision is to be the world's best medical device company by creating the best products and services to contribute to the development of human society as a representative of Korean medical device companies

01 Right Path Management	02 Talent-first Policy	03 Aimed at World's Top
04 Creativity beyond Imitation	05 Glottalization with Customers	06 Creation of the fuure

Best Products and Services

Making Invests 30% of the annual revenue in R&D every year, GENOSS Co.,Ltd has pushed ahead with staffing itself with outstanding research professionals from around the world and developing the world's best products.

Contribution To Human Health Improvement

Saving as a contributor to human health improvement, GENOSS Co., Ltd. always strives to become the world's leading medical device manufacturer that provides the best quality products and services.

Aimed at Being A Global Leader in Medical Device Manufacturing

Every product manufactured by GENOSS Co.,Ltd. meets such high global standards as FDA and CE, which means their quality is reliable in the global market.

History 2016 ~ 2022

2022

09 Bright 3D Sugical Guide approved by MFDS in Korea
09 MONALISA Body Filler approved in Peru
09 The Trust approved in Vietnam
05 The Trust approved by MFDS in Korea
04 OSTEON III Collagen approved by NMPA in China
04 OSTEON Xeno approved by MFDS in Korea
04 Collagen Membrane-P approved in Indonesia
03 OSTEON III approved by TFDA in Taiwan
02 OSTEON III approved by CDSCO in India
02 MONALISA Lidocaine Filler approved in Malaysia
02 Bright Bond Universal approved in Malaysia
02 Collagen Membrane 2 approved by the KFDA
01 DES approved in Ecuador
01 Introducer Sheath approved by MFDS in Korea

2021

12 Easy Check approved in Indonesia
12 MONALISA Lidocaine Filler approved by CDSCO in India
12 Bright Flow (High / Low) approved in Singapore
12 Bright Bond Universal approved in Singapore
11 Bright Impress Light / Medium / Heavy approved in Indonesia
11 Bright Impress Putty / Bite approved in Indonesia
11 MONALISA Lidocaine Filler approved in Argentina
10 Easy Check approved by Malaysia
10 MONALISA Lidocaine Filler approved in Ecuador
10 OSTEON III approved by NMPA in China
07 OSTEON III approved in Singapore
07 Bright Primer approved in Indonesia
07 Bright Universal Etchant approved in Indonesia
05 Earloon Dilation system approved by CE in Europe
05 Guide Extension Catheter approved by CE in Europe
05 Bright Flow (High / Low) approved by CE in Europe
05 Bright Bond Universal approved by CE in Europe
05 Shine Liquid approved by CE in Europe
05 Easy Check approved by CE in Europe
04 Inflator B30/B40 approved by FDA in USA
03 Paste Stain approved by MFDS in Korea
02 OSTEON III Collagen approved in Indonesia
01 Paste Stain approved in Indonesia

2020

12 certified as an innovative medical device enterprises (MOHW)
12 Easy Check approved by MFDS in Korea
12 Bright MTA Capping / Endo approved in Malaysia
12 rainbow Porcelain approved in Malaysia
12 rainbow Paste Stain approved in Malaysia
12 rainbow Block / Trans / Shade approved in Malaysia
12 rainbow Shine - T / High Shine approved in Malaysia
11 Collagen Graft 2 approved in Indonesia
10 Bright Bond Universal approved by FDA in USA
09 Bright Core approved by MFDS in Korea
09 Multi - Layer block approved by MFDS in Korea
08 PTA Balloon Catheter approved by CE in Europe
08 PICC Catheter approved by CE in Europe
07 Inflator B30/B40 approved by NMPA in China
07 PTA Catheter approved by TFDA in Taiwan
07 DCB approved by MFDS in Korea
06 Bright Universal Bond / Flowable Resin approved in Vietnam
06 Bright Resin Comet / Impress / Ortho Bright approved in Vietnam
06 rainbow LS Pressing & Block approved by TFDA in Taiwan
05 Bright Impress Heavy approved by MFDS in Korea
05 rainbow Paste Stain / Shine - T approved by TFDA in Taiwan
05 rainbow Brushing Liquid & Pen approved by TFDA in Taiwan
05 MONALISA Lidocaine Filler approved by CE in Europe
05 Guide Extension Catheter approved by MFDS in Korea
04 PTCA / NC PTCA Ballon Catheter approved in UAE
04 Collagen Membrane approved by TFDA in Taiwan
03 Inflator B30/B40 approved in Paraguay
03 Extractor Aspiration Catheter approved in Paraguay
03 PTCA / NC PTCA Ballon Catheter approved in Paraguay
03 DES approved in Paraguay
03 DES approved in Thailand
03 rainbow Shine - T approved by NMPA in China
03 Bright Clear / Impress / Ortho Bright approved in Thailand
03 Bright Bond Universal / Resin Cement / Flow approved in Thailand
03 Bright MTA Capping / Bright Endo approved in Thailand
03 MONALISA Lidocaine Filler approved in Indonesia
02 PTCA Ballon Catheter approved by TFDA in Taiwan
02 Extractor Aspiration Catheter approved by TFDA in Taiwan
02 Bright MTA Capping / Endo approved by CE in Europe
02 rainbow Coloring Liquid / Porcelain approved by CE in Europe
02 rainbow Brushing Liquid & Pen approved by CE in Europe
02 rainbow Paste Stain / LS Pressing approved by CE in Europe
02 rainbow Shine - T / High Shine approved by CE in Europe
02 rainbow Block / Trans / Shade approved by CE in Europe
02 OSTEON III approved by CE in Europe
02 Inflator B30/B40 approved in Pakistan
02 Initiator Angiographic Catheter approved in Pakistan
02 PTCA / NC PTCA Ballon Catheter approved in Pakistan
02 DES approved in Pakistan
02 OSTEON II Collagen approved in Indonesia
01 Bright Toothbrush / Tooth Whitening approved in Indonesia
01 NC PTCA Ballon Catheter approved by TFDA in Taiwan
01 OSTEON III / OSTEON II Collagen approved in Uzbekistan
01 OSTEON III Collagen approved in Uzbekistan

2019

12 rainbow Shine Liquid approved by MFDS in Korea
12 OSTEON / OSTEON II / OSTEON III approved in Ukraine
12 OSTEON Collagen / OSTEON II Collagen approved in Ukraine
12 OSTEON III Collagen approved in Ukraine
12 Initiator Angiographic Catheter approved by TFDA in Taiwan

12 MONALISA Lidocaine Filler approved by NMPA in China
12 rainbow Shine Liquid approved by MFDS in Korea
11 DES approved in Indonesia
11 PTCA / NC PTCA Balloon Catheter approved in Indonesia
11 Inflator B30/B40 approved in Indonesia
11 Bright tooth whitening approved by CE in Europe
10 Inflator B30/B40 approved by ANVISA in Brazil
10 PTA Balloon Catheter approved by ANVISA in Brazil
10 MONALISA Filler/ Lidocaine Filler approved in Colombia
09 Bright Fast(Light / Regular / Putty) approved by MFDS in Korea
09 Bright Fast - Bite approved by MFDS in Korea
09 Bright Resin Cement / Bond Universal approved by MFDS in Korea
08 Inflator B30/B40 approved in Malaysia
08 Bright Clear approved by MFDS in Korea
07 rainbow Hard Resin Block approved by MFDS in Korea
07 LS Block approved by NMPA in China
07 rainbow Shine-T approved in Singapore
07 DES approved by CE in Europe
06 Bright Tooth Whitening approved by MFDS in Korea
06 MONALISA Filler approved in Malaysia
06 Inflator B30/B40 approved in Japan
05 Inflator B30/B40 approved in UAE
05 Y-Connector Set approved in UAE
04 MONALISA Filler approved in Indonesia
04 Bright Flow approved by MFDS in Korea
04 Dipping Solution approved by NMPA in China
04 Brushing Liquid approved by NMPA in China
04 Ortho Bright approved by MFDS in Korea
03 Inflator B30/B40 approved in Thailand
03 Inflator B30/B40 approved by CE in Europe
03 Inflator B30/B40 with Y-Connector approved by CE in Europe
03 MONALISA Filler / Lidocaine Filler approved in Ukraine

2018

12 Extractor Aspiration Catheter approved in Vietnam
12 PTCA / NC PTCA Ballon Catheter approved in Vietnam
12 PTA Ballon Catheter approved in Vietnam
12 DES / BMS approved in Vietnam
12 OSTEON II, OSTEON III approved in Malaysia
12 Collagen Membrane approved in Malaysia
11 OSTEON III approved in Indonesia
11 Eustachian Tube Catheter approved by MFDS in Korea
10 Bright MTA Capping approved by MFDS in Korea
10 TN - Brush approved by NMPA in China
10 OSTEON II approved in Indonesia
08 rainbow Block / Shade / Trans / Shine - T approved in Vietnam
08 rainbow High Shine / LS / LS Pressing approved in Vietnam
08 rainbow Porcelain / Paste Stain approved in Vietnam
08 rainbow Brushing Liquid & Pen approved in Vietnam
08 rainbow Dipping Solution approved in Vietnam
07 Control Rock Syringe approved by CE in Europe
07 TN - Brush approved by CE in Europe
07 Collagen Membrane / Membrane - P approved in Vietnam
07 Collagen Graft - P approved in Vietnam
07 OSTEON II Collagen / III Collagen approved in Vietnam
07 OSTEON II / OSTEON III approved in Vietnam
06 PTCA / NC PTCA Ballon Catheter approved in Malaysia
06 PTA Ballon Catheter approved in Malaysia
06 Genoss Manifold approved by MFDS in Korea
06 MONALISA Filler/ Lidocaine Filler approved in Vietnam
06 MONALISA Lidocaine Filler approved in Mexico
04 rainbow Porcelain approved by TFDA in Taiwan
03 Bright MTA Sealer approved by MFDS in Korea
02 OSTEON II Collagen approved in Singapore
01 Inflator B30/B40 approved by MFDS in Korea

2017

12 Orthopedic OSTEON 3 Collagen approved by MFDS in Korea
11 Monalisa Filler approved by CDSCO in India
11 OSTEON II approved by CDSCO in India
09 TN Brush approved by FDA in USA
09 PTA Balloon Catheter approved by CE in Europe
09 Angiographic Catheter approved by CE in Europe
08 Collagen Membrane approved by CE in Europe
08 Control Syringe approved by MFDS in Korea
07 rainbow Shine T approved by MFDS in Korea
07 Inflator B40 approved by MFDS in Korea
05 rainbow Paste Stain approved by CFDA in China
01 rainbow Trans / Shade approved by TFDA in Taiwan
01 rainbow Resin approved by MFDS in Korea

2016

12 Designated as a promising small and medium-sized enterprises for export and next leading enterprises (MOTIE)
12 NC PTCA Balloon Catheter approved by MFDS in Korea
12 rainbow Trans approved by CFDA in China
11 rainbow Block approved by TFDA in Taiwan
10 rainbow Shine approved by FDA in USA
09 OSTEON III approved by FDA in USA
09 rainbow Shade approved by CFDA in China
08 OSTEON III Collagen approved by MFDS in Korea
08 rainbow LS Block approved by FDA in USA
05 OSTEON III Collagen - P approved by MFDS in Korea
03 rainbow Paste Stain approved by FDA in USA
03 Monalisa Lidocaine Filler approved by MFDS in Korea
03 Nitinol Stent approved by MFDS in Korea
01 rainbow LS Pressing approved by FDA in USA
01 rainbow High Shine approved by FDA in USA
01 DES approved by MFDS in Korea

History 2004 ~ 2015

2015

12 Y-Connector approved by MFDS in Korea
11 rainbow LS approved by CE in Europe
11 rainbow Shine Block approved by CE in Europe
11 Orthopedic OSTEON III approved by MFDS in Korea
10 rainbow Shade approved by FDA in USA
10 rainbow Trans approved by FDA in USA
10 Porcine Collagen Layer I approved by MFDS in Korea
10 Porcine Collagen Membrane approved by MFDS in Korea
09 rainbow Porcelain approved by CFDA in China
09 Porcine Collagen Layer II approved by MFDS in Korea
08 rainbow Dipping Solution approved by MFDS in Korea
07 rainbow LS approved by MFDS in Korea
06 rainbow Shine approved by MFDS in Korea
06 PTA Balloon Catheter approved by MFDS in Korea
06 OSTEON II approved by FDA in USA
05 OSTEON III approved by MFDS in Korea
05 Monalisa Filler approved by CE in Europe
03 Collagen Graft approved by MFDS in Korea
02 OSTEON II Lumbar Cage approved by MFDS in Korea
01 rainbow LS Pressing approved by CE in Europe
01 Extractor Aspiration Catheter approved by MFDS in Korea

2014

12 LS Pressing approved by MFDS in Korea
11 rainbow Dipping Solution approved by CE in Europe
11 rainbow Brushing Pen approved by CE in Europe
11 rainbow Brushing Liquid approved by CE in Europe
11 rainbow High Shine approved by CE in Europe
09 rainbow Paste Stain approved by CE in Europe
09 rainbow High Shine Shin approved by MFDS in Korea
09 rainbow Brushing Liquid approved by MFDS in Korea
08 rainbow Paste Stain approved by MFDS in Korea
07 rainbow Brushing Pen approved by MFDS in Korea
07 Collagen Membrane approved by CFDA in China
06 OSTEON approved by TFDA in Taiwan
05 Monalisa Filler approved by MFDS in Korea
04 Chitosan Dressing approved by MFDS in Korea
03 Ti Plate & Screw approved by CE in Europe
03 Integral Cervical Cage approved by CE in Europe
02 Bare Metal Coronary Stent approved by CE in Europe

2013

12 Orthopedic OSTEON II approved by CE in Europe
12 NC PTCA Balloon Catheter approved by CE in Europe
12 Lumbar Pedicle Screw approved by CE in Europe
10 Sinus Elevator approved by CE in Europe
08 Polymer Guide approved by CE in Europe
07 Ti Window Lumbar Cage approved by CE in Europe
05 Lumber Pedicle screw approved by MFDS in Korea
04 iCT Injection SE approved by MFDS in Korea
03 Polymer Guide approved by MFDS in Korea
01 Ti window Lumbar cage approved by MFDS in Korea

2012

11 Cervical Plate approved by MFDS in Korea
11 Maxillofacial Screw approved by MFDS in Korea
10 Maxillofacial Plate approved by MFDS in Korea
09 Inflator approved by CE in Europe
06 NC PTCA Balloon Catheter approved by MFDS in Korea
05 Inflator approved by MFDS in Korea
05 OSTEON II Collagen approved by MFDS in Korea
05 OSTEON II approved by CE in Europe
04 Sinus Elevator approved by MFDS in Korea
03 PTCA Balloon Catheter approved by CE in Europe
03 HA Collagen Membrane approved by MFDS in Korea
02 Bare Metal Coronary Stent approved by MFDS in Korea
01 OSTEON II approved by FDA in USA

2011

12 Orthopedic OSTEON II approved by MFDS in Korea
06 OSTEON Collagen approved by MFDS in Korea
05 Collagen Membrane approved by FDA in USA
03 OSTEON II approved by MFDS in Korea
03 PEEK OSTEON Lumbar approved by MFDS in Korea

2010

09 PEEK OSTEON Cervical approved by MFDS in Korea
05 Collagen Membrane approved by MFDS in Korea

2009

01 Acquired certificate of quality management standards for medical device manufacturers (KGMP)

2008

12 Selected as a Small and Medium Innovative Enterprises (INNOBIZ)
09 PTCA Balloon Catheter approved by MFDS in Korea

06 Organized Animal Ethics Committee at the Center

2007

10 Certified as Venture Company
07 Moved to Gyeonggi R&DB Center
04 OSTEON approved by CE in Europe
03 Dental OSTEON Guide approved by MFDS in Korea

2006

08 R&D Center is established
05 Acquired ISO 9001, ISO 13485

2005

07 OSTEON approved by MFDS in Korea

2004

02 GENOSS is established

Business Area

Biomaterials-based R&D Comapny
High risk products (Cardio, Spine, Bone)
Leading group for Cardio/Bone



Vascular Intervention Devices

Stent, Catheter
Medical Devices



Aesthetic Devices

Filler



Spinal Devices

3d Cage, Screw
Cervical/Lumber Cage



Bone & Tissue Regeneration

Bone Graft Material
Membrane



Dental Devices

rainbow Block System,
Dental Resin



CONFIDENCE

Supported by Scientific Evidence

GENOSS have closely collaborated with leading hospitals, research institutes and universities worldwide in the accumulation of compelling scientific data that provices validation for our products, which deliver exceptional standards of quality.

Vascular Intervention Devices / Bone & Tissue Regeneration

Strengths

R&D Center

Global Network

Product Portfolio

Research Analysis Services



R&D Center

Innovation at GENOSS Continues to Create Real Value

GENOSS will keep focusing on developing medical instruments that fit to the globilization by relying on our willingness to face challenges and also become the world-leading company with innovative value creation through constant R&D on the bio industry.

Our vision is creating the best products and service for contributing to promotion of human health as a representative of Korean medical device companies. GENOSS will develop competitive bioproducts to make them strong players in the global market.



GENOSS R&D Process

01 **Market Survey**
Identification of customer's needs and demands

02 **Certification & Authorization**
Recognition from governmental regulatory affairs

03 **Evaluation & Verification**
Validation through collaboration with governments, universities and hospitals

04 **Design & Development of Advanced Products**
Determination and production of design concept and goal

05 **Product Evaluation in the Market**
Reflection of customer's complaints and suggestions



Global Network

GENOSS currently has its own corporate and branch office in the USA, China, Hong Kong, Dubai, Thailand, Russia, France, Germany, Turkey and India.

Information on the local distributors and corporate office of GENOSS can be found on our website www.genoss.com



Product Portfolio

Vascular Intervention Devices
Spinal Devices
Aesthetic & Rejuvenation Devices
Hard & Soft Tissue Regeneration
Dental Lab System
Bright Dental Materials

Product

Vascular Intervention Devices

Coronary Intervention Device

GENOSS™ DES (Sirolimus Eluting Coronary Stent System)
Osfit™ (Sirolimus Eluting Coronary Stent System for Ostial and Bifurcation Lesion)
GENOSS™ BMS (Co-Cr Bare Metal Coronary Stent System)
GENOSS™ DCB (Paclitaxel Coated PTCA Balloon Catheter)
NC GENOSS™ PTCA Balloon Catheter
GENOSS™ PTCA Balloon Catheter
GENOSS™ PTCA Balloon Catheter - CTO
Extractor™ Aspiration Catheter

GENOSS™ Y-Connector
Initiator™ Angiographic Catheter
GENOSS™ Inflator B30 / B40
GENOSS™ Introducer sheath
GENOSS™ PTA Balloon Catheter
GENOSS™ 014 PTA Balloon Catheter
UNIS™ PICC (Peripherally Inserted Central Catheter)
GENOSS™ Control Syringe

Scientific Evidence

Thesis

Five-year clinical outcomes of the first Korean-made sirolimus-eluting coronary stent with abluminal biodegradable polymer

Observational Study

Medicine®

OPEN

Five-year clinical outcomes of the first Korean-made sirolimus-eluting coronary stent with abluminal biodegradable polymer

Kyoung-Woo Seo, MD[a], Hyoung-Mo Yang, MD[a], Junghan Yoon, MD[b], Hyo-Soo Kim, MD[c], Kiyuk Chang, MD[d], Hong-Seok Lim, MD[a], Byoung-Joo Choi, MD[a], So-Yeon Choi, MD[a], Myeong-Ho Yoon, MD[a], Seung-Hwan Lee, MD[b], Sung Gyun Ahn, MD[b], Young Jin Youn, MD[b], Jun-Won Lee, MD[b], Bon-Kwon Koo, MD[c], Kyung Woo Park, MD[c], Han-Mo Yang, MD[c], Jung-Kyu Han, MD[c], Wook-Sung Chung, MD[d], Hun-Jun Park, MD[d], Byung-Hee Hwang, MD[d], Eun-Ho Choo, MD[d], Gyu-Chul Oh, MD[d], Seung-Jea Tahk, MD, PhD[a,*]

Abstract

This study evaluated the 5-year clinical outcomes of the Genoss DES, the first Korean-made sirolimus-eluting coronary stent with abluminal biodegradable polymer.

We previously conducted the first-in-patient prospective, multicenter, randomized trial with a 1:1 ratio of patients using the Genoss DES and Promus Element stents; the angiographic and clinical outcomes of the Genoss DES stent were comparable to those of the Promus Element stent. The primary endpoint was major adverse cardiac events (MACE), which was a composite of death, myocardial infarction (MI), and target lesion revascularization (TLR) at 5 years.

We enrolled 38 patients in the Genoss DES group and 39 in the Promus Element group. Thirty-eight patients (100%) from the Genoss DES group and 38 (97.4%) from the Promus Element group were followed up at 5 years. The rates of MACE (5.3% vs 12.8%, $P = .431$), death (5.3% vs 10.3%, $P = .675$), TLR (2.6% vs 2.6%, $P = 1.000$), and target vessel revascularization (TVR) (7.9% vs 2.6%, $P = .358$) at 5 years did not differ significantly between the groups. No TLR or target vessel revascularization was reported from years 1 to 5 after the index procedure, and no MI or stent thrombosis occurred in either group during 5 years.

The biodegradable polymer Genoss DES and durable polymer Promus Element stents showed comparable low rates of MACE at the 5-year clinical follow-up.

Abbreviations: BP = biodegradable polymers, DAPT = dual antiplatelet therapy, DES = drug-eluting stent; DP = durable polymer, MACE = major adverse cardiac events, MI = myocardial infarction, ST = stent thrombosis, TLF = target lesion failure, TLR = target lesion revascularization, TVR = target vessel revascularization.

Keywords: coronary artery disease, drug-eluting stents, Sirolimus

Editor: Leonardo Roever.

K-WS and H-MY equally contributed to this work.

The authors report no conflicts of interest.

The datasets generated during and/or analyzed during the present study are available from the corresponding author on reasonable request.

[a] Department of Cardiology, Ajou University School of Medicine, Suwon, [b] Department of Cardiology, Yonsei University Wonju Christian Hospital, Wonju, [c] Department of Internal Medicine, Seoul National University College of Medicine, [d] Department of Internal Medicine, Seoul St. Mary's Hospital, College of Medicine, The Catholic University of Korea, Seoul, Korea.

** Correspondence: Seung-Jea Tahk, Department of Cardiology, Ajou University School of Medicine 164, Worldcup-Ro, Yeongtong-gu, Suwon 16499, Korea (e-mail: sjtahk@ajou.ac.kr).*

Copyright © 2021 the Author(s). Published by Wolters Kluwer Health, Inc. This is an open access article distributed under the terms of the Creative Commons Attribution-Non Commercial License 4.0 (CCBY-NC), where it is permissible to download, share, remix, transform, and buildup the work provided it is properly cited. The work cannot be used commercially without permission from the journal.

How to cite this article: Seo KW, Yang HM, Yoon J, Kim HS, Chang K, Lim HS, Choi BJ, Choi SY, Yoon MH, Lee SH, Ahn SG, Youn YJ, Lee JW, Koo BK, Park KW, Yang HM, Han JK, Chung WS, Park HJ, Hwang BH, Choo EH, Oh GC, Tahk SJ. Five-year clinical outcomes of the first Korean-made sirolimus-eluting coronary stent with abluminal biodegradable polymer. Medicine 2021;100:19 (e25765).

Received: 26 October 2020 / Received in final form: 5 April 2021 / Accepted: 9 April 2021

http://dx.doi.org/10.1097/MD.0000000000025765

1. Introduction

Percutaneous coronary intervention with a drug-eluting stent (DES) is an established standard treatment for flow-limiting coronary artery disease as the rates of restenosis and adverse clinical events associated with these stents are lower than those with bare-metal stents.[1,2] However, there were some safety concerns associated with first-generation DESs, such as late and very late stent thrombosis (ST).[3,4] From the point of view of the stent characteristics, ST could be associated with delayed endothelization caused by the eluting drugs and inflammation or a delayed hypersensitivity reaction due to the polymers.[5–9] Therefore, numerous efforts have been made to improve the stent design including thinner stent struts, a biocompatible or biodegradable polymer coating, and the use of new antiproliferative drugs.[10,11] Compared to the outcomes of the first-generation DESs, the second-generation DESs have shown improved long-term clinical outcomes.[12–16]

The Genoss DES (Genoss Company Limited, Suwon, Korea) is the first sirolimus-eluting cobalt-chromium coronary stent with abluminal biodegradable polymers (BP) made in Korea. The thickness of the Genoss DES stent strut is 70 μm, and the polymers are fully resorbable within 9 months. The Genoss DES stent was found to be noninferior to the Promus Element stent (Boston Scientific, Natick, MA) with respect to late lumen loss at

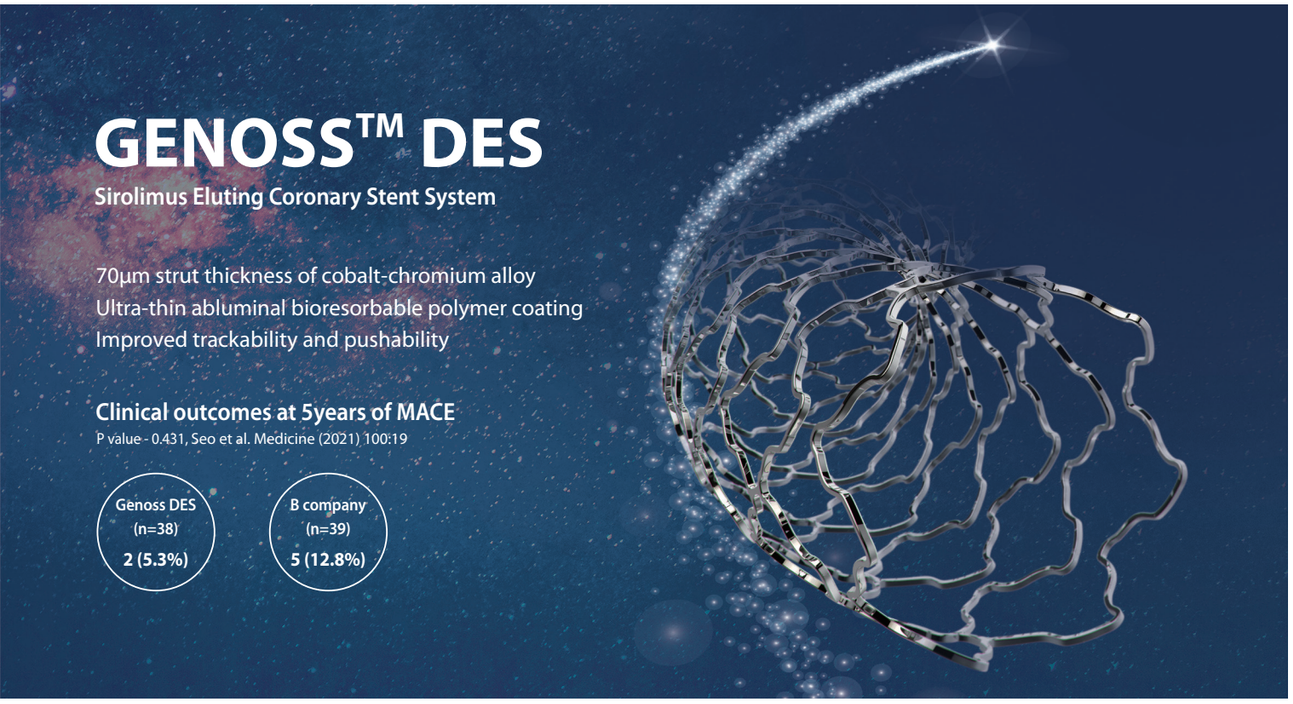

Angiographic and IVUS findings (9-month follow up)

	Genoss DES (n=38)	B Company (n=39)	P value
In-Stent Late Lumen Loss (mm)	0.11±0.25	0.16±0.43	0.67
In-Segment Late Lumen Loss (mm)	0.11±0.26	0.15±0.43	0.56
IVUS Lumen CSA (mm²)	0.69±1.44	0.59±0.81	0.70
IVUS Stent CSA (mm²)	0.10±0.70	0.26±0.42	0.25
EEM (external elastic membrane)	-0.24±0.79	0.49±1.32	0.006

Korean Circ J. 2017 Nov;47(6):898-906

1 year clinical outcome of Genoss DES prospective registry (n=622)

Variables	Value
Follow-up duration	365 (343-365)
Device-oriented composite outcome	4 (0.6)
Cardiovascular death	1 (0.2)
Target vessel myocardial infarction	1 (0.2)
Target lesion revascularization	3 (0.5)
Patient-oriented composite outcome	24 (3.9)
Any death	4 (0.6)
Any myocardial infarction	4 (0.6)
Any revascularization	19 (3.1)
Target vessel revascularization	5 (0.8)
Definite stent thrombosis	3 (0.5)
Definite and probable stent thrombosis	4 (0.6)

Values are median (interquartile range) or number (%). Event-free survival rate was estimated based on the unadjusted Kaplan-Meier method.

Korean Circ J. 2020 Apr;50(4):317-327

Osfit™ (Sirolimus Eluting Coronary Stent System for Ostial and Bifurcation Lesion)

- Stent delivery system optimized for ostial and bifurcation lesion.
- Secure operator convenience with simple stent implantation procedures.
- Accurate stent positioning reduces procedure time.



GENOSS™ BMS (Co-Cr Bare Metal Coronary Stent System)

- 70μm of Co-Cr strut thickness
- Excellent radial force with optimal thickness
- Open-cell design offering high flexibility

Strut Design



GENOSS™ DCB (Paclitaxel Coated PTCA Balloon Catheter)

- Crystalline Paclitaxel of 3μg/mm^2 coating with shellac
- Homogeneous coating with 10μm in thickness
- Advanced deliverability of catheter due to lower profile

Serial Quantitative Coronary Angiographic Results (6-month follow up)

	Genoss DCB (n=29) Shellac + Vitamin E Based DCB	B Company (n=31) Iopromide-Based DCB	P value
In-Stent Late Lumen Loss (mm)	0.15±0.43	0.26±0.36	0.299
In-Segment Late Lumen Loss (mm)	0.15±0.43	0.26±0.36	0.201

	Genoss DCB (n=39)	B Company (n=39)
Major adverse cardiovascular events (%)	3 (7.7)	4 (10.3)

In-Segment Late Lumen Loss

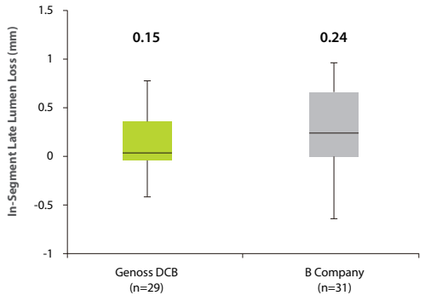

Major adverse cardiovascular events

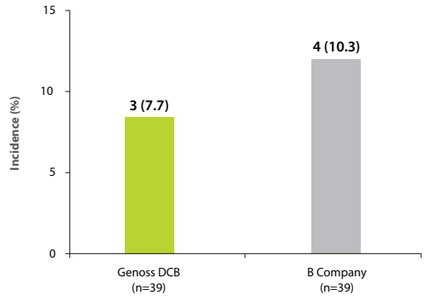

JACC : ASIA , APRIL 2022 : 170 – 179

NC GENOSS™ PTCA Balloon Catheter

- Excellent dimensional stability at normal pressure
- High rated burst pressure
- Outstanding non-compliant and re-foldable balloon

Compliance Profile

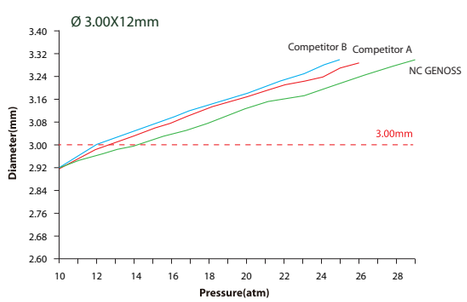

Re-folding profile

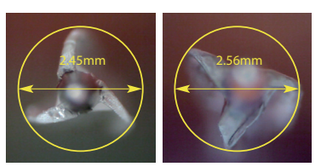

Genoss
3.0x12(mm)

Company A
3.0x12(mm)

GENOSS™ PTCA Balloon Catheter

- Great pushability and trackability with PTFE coated hypotube
- High crossability with ultra-thin profile
- Specially engineered tri-wrapped balloon for excellent re-wrapping

Trackability

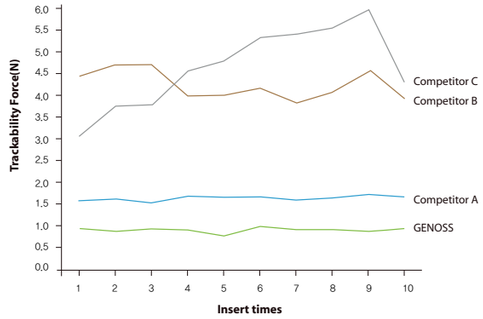

Re-folding profile



Genoss
2.5x15(mm)

Company A
2.5x15(mm)

GENOSS™ PTCA Balloon Catheter - CTO

- Better compression force of the end tip than others
- Great trackability with soft tapered tip
- Smallest balloon diameter (Ø 1.0mm) for CTO

Compliance profile

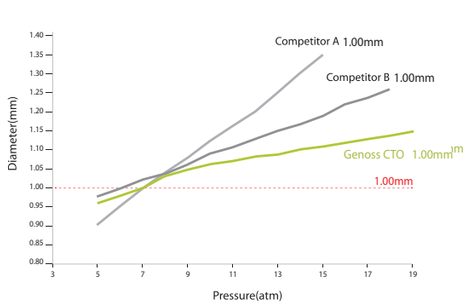

Compression force of the end tip

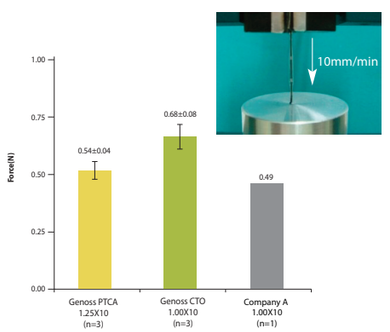

Extractor™ Aspiration Catheter

- Constant, high-performance aspiration with large lumen
- Excellent pushability and easy navigation with hydrophilic coating
- 180μm filter basket for high-speed blood filtering

Extraction Area

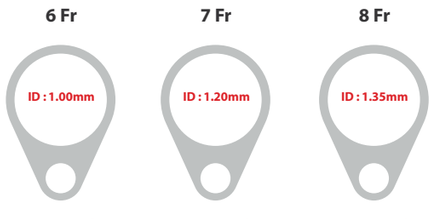

Aspiration Capacity

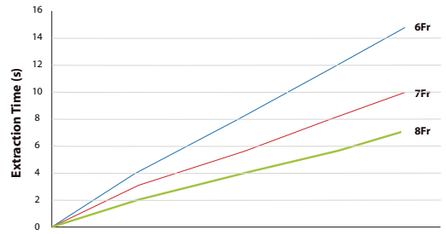



Aspiration Catheter Ass'y: 1ea



Lock Syringe Ass'y : 1ea



Lock Syringe : 1ea



Filter Basket 180μm : 2ea

GENOSS™ Y-Connector

- Smooth introductioin and easy removal of medical devices
- Dual valve technology minimizing fluid loss
- Optimized angle of side arm for ease of use



GYC-A



GYC-B

Accessories

19G/20G Introducer needle (optional size)
Torque device



Initiator™ Angiographic Catheter

- Excellent curve retention for accurate catheter placement
- Soft atraumatic tip to minimize vessel trauma
- Instant 1:1 torque transmission by braiding technology

Compatible guide wire	0.035" / 0.038"
Maximum pressure	4Fr 800PSI / 5516kPa 5,6Fr 1000PSI / 6895kPa

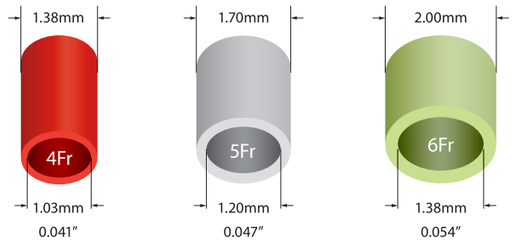



GENOSS Inflator B30

- Easy fixing and releasing with the button type
- Ergonomic design for comfortable handling
- 20cc barrel allows rapid and easy deflation

Easy inflation

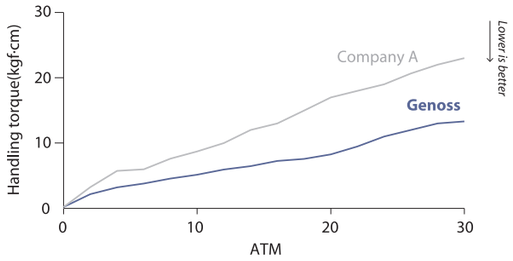



GENOSS Inflator B40

- Easy fixing and releasing with the button type
- Ergonomic design for comfortable handling
- 30cc barrel allows rapid and easy deflation

Easy inflation

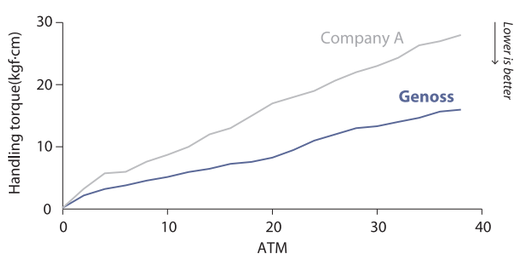



GENOSS™ Introducer Sheath

- Smooth and reliable vascular access
- Flexible sheath designed to reduce kinking
- Multiple accessory option

Accessories

Needle(2-Type)

IV catheter



Introducer needle



Guide Wire(3-Type)



Hydrophilic

Provides excellent skin entry performance reduce the risk of vessel spasm

Smooth transition

Smooth and reliable vascular access

Compatibility Guide wire

A seamless transition of guidewire-to-dilator



GENOSS™ PTA Balloon Catheter

- Just-fit end tip to the 0.035" guidewire
- Great trackability with soft tapered tip
- Rapid deflation by large lumen diameter

In/Deflation time

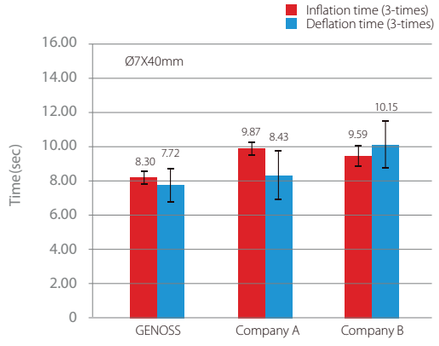

Just-fit end tip



Genoss Company A Company B

GENOSS™ 014 PTA Balloon Catheter

- Balloon tapers by 0.5mm to respect the arterial anatomy
- Great conformability with blended balloon material
- Long balloon (up to 250mm) are suited for treatment of extremely diffuse lesions

Long balloon length



Just-fit end tip



Genoss
12.97±1.26 MPa

Company A
11.44±1.84 MPa

Company B
9.27±0.93 MPa

UNIS™ PICC (Peripherally Inserted Central Catheter)

- Large lumen Diameter
- Reverse Tapered Design
- Easily identification

Main Shaft



Single-lumen Dual-lumen Triple-lumen

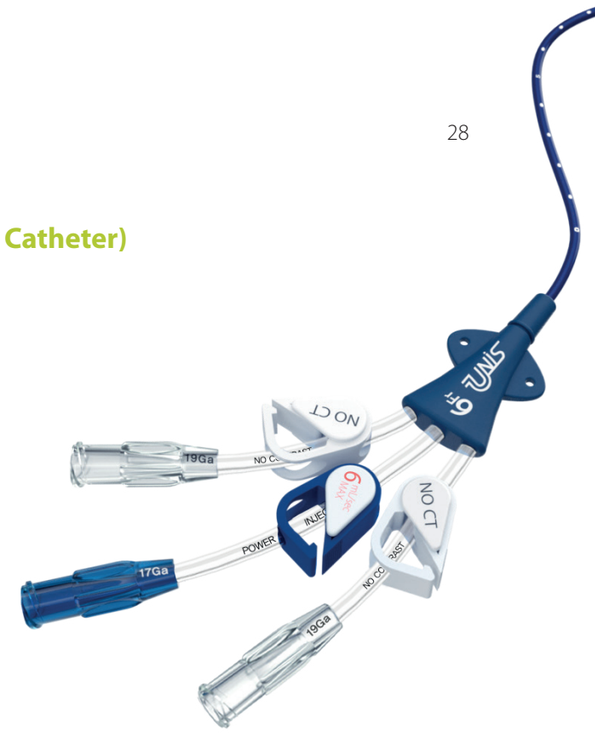

Accessories

1. Peel away sheath
   · Patented locking system
   · Smooth transition



2. Guide wire
   · Gold plated coating wire
   · Marker for length identification



Gold coated Marker

3. Introducer needle
   · Method for improving visibility



Echogenic(Dimpling)

GENOSS™ Control Syringe

- Solid structure maintains stability under pressure
- Rotating luer provides minimizing the handling
- Locking plunger system allows to maintain vacuum status

Characteristics



Rotating Luer
Offering flexibility and reliability in luer connection



Lock Option
Maintaining vacuum or negative pressure



Product

Spinal Devices

Spinal Devices

GENOSS™ Lumbar Pedicle Screw

GENOSS™ Lumbar 3d Cage
GENOSS™ Lumbar 3d Cage - TLIF
GENOSS™ Cervical 3d Cage

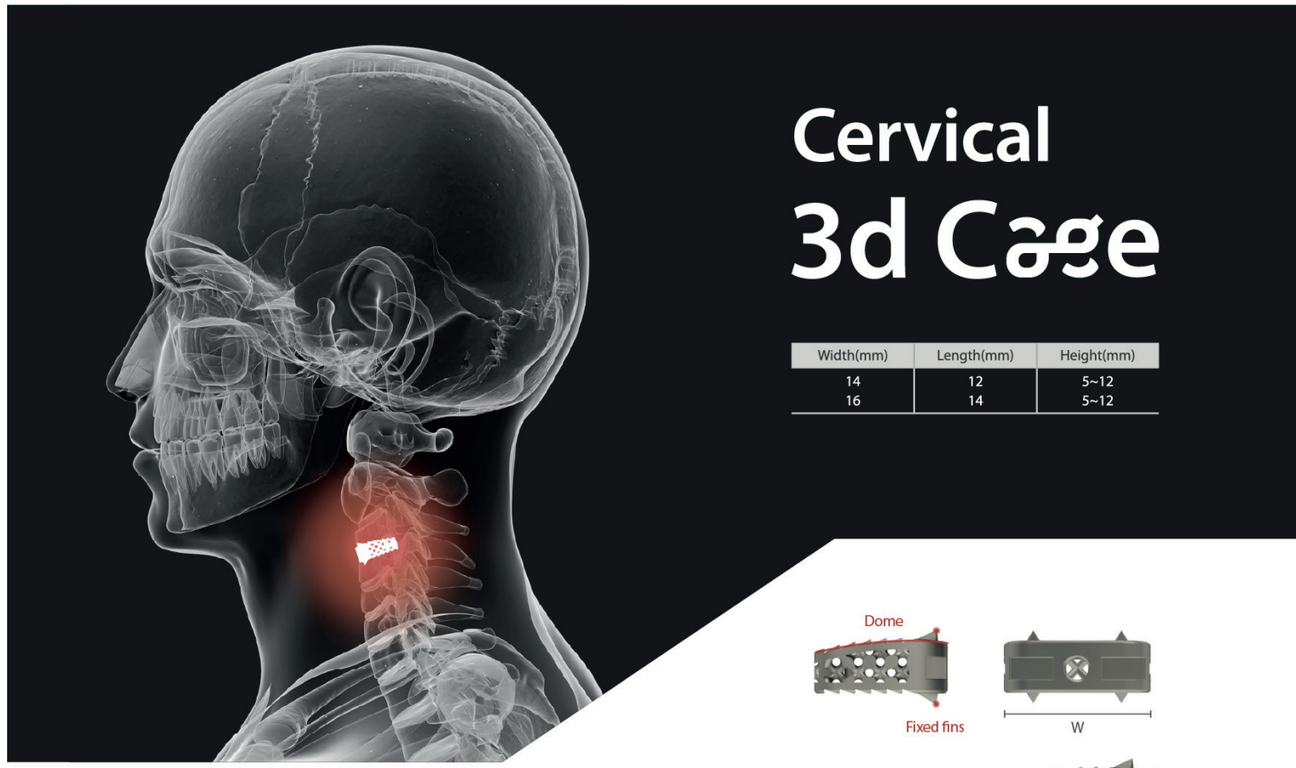

- Based on Ti powder
- Bone ingrowth
- Improved initial fixation with spike

Stabilizing & Fixed Fins

Upper and lower fins improve primary stability

Anatomical Shape (Dome & Lordosis)

It was designed in the most similar shape to Disc through Lordosis and Dome shape.
By increasing the contact area with the endplate, stress dispersion and fixing force are improved to prevent subsidence.

No Subsidence

No subsidence due to similar elastic modulus to cancellous bone
GENOSS 3d Cage™ Cervical demonstrated better resistance to subsidence than diVerent materials.

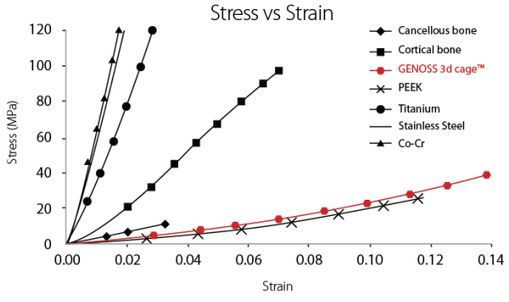

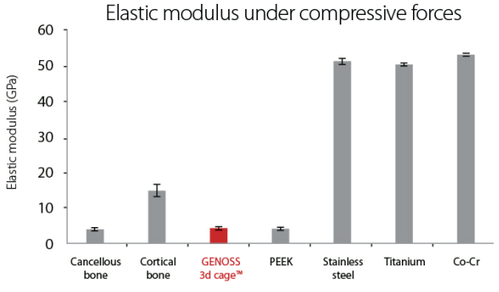



GENOSS™ Lumbar Pedicle Screw

- Enhanced osseointegration performance using S.L.A. surface treatment
- Double thread for faster screw insertion
- 50° polyaxial screw variable-angle



GENOSS™ Lumbar 3d Cage

- Based on Ti powder, no infection
- Bone ingrowth
- Patient specific lumbar cage



GENOSS™ Lumbar 3d Cage - TLIF

- Anatomical shape
- Easy insertion with slim shape
- Anterior lordosis of lumbar



GENOSS™ Cervical 3d Cage

- Based on Ti powder
- Bone ingrowth
- Improved initial fixatipn with spike



- Consists of ~88% porosity and a diamond pore size of 250μm~1,200μm
- Suitable elastic modulus avoids stress shielding and bone resorption
- Produced with Selective Laser Melting[SLM] technique

Structure for Fusion

GENOSS 3d Cage™ consists of ~88% porosity and a diamond pore size of 250μm~1,200μm.

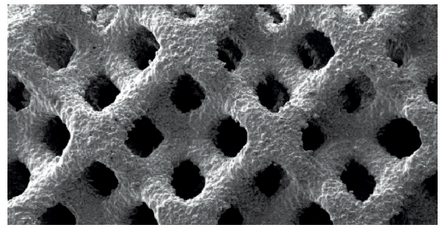

Enhanced Visibility

Implant contours visible under x-ray, fusion area clearly visible due to implant porosity



Comparison of Fusion Rate (Titanium VS PEEK)

Improvement of clinical outcomes was comparable between the two groups, based on the criteria using computed tomography, 96% in the Titanium group and 64% in the PEEK group showed fusion at 12 month. At 24 months fusion rate in the Titanium group was increased to 100%, while PEEK group showed 76% of fusion rate

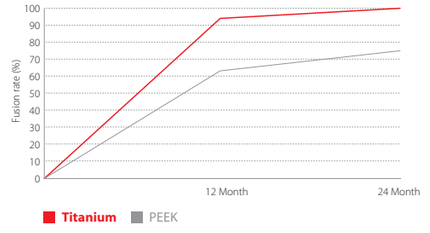

Product

Aesthetic & Rejuvenation

Aesthetic

MONALISA - Soft
MONALISA - Mild
MONALISA - Hard
MONALISA Lidocaine - Soft
MONALISA Lidocaine - Mild
MONALISA Lidocaine - Hard
MONALISA Lidocaine - Ultra
MONALISA B
MONALISA PN 20
MONALISA PN 50

MONALISA SKIN
MONALISA Injector
MONALISA L
Bright Essence
Bright Healing PDRN Mask
Bright Dermal roller

Hyaluronic Acid Dermal Filler

MONALISA

MONALISA provides natural-looking results with superior long-lasting volume effect.



Product	SOFT	MILD	HARD
REF	HAF10S27T	HAF10M27T	HAF10H27T
Appearance	No impurities, transparent and colorless gel		
Composition	Cross-linked hyaluronic acid		
Concentration	20 mg/mL		
Particle Size	200 μm	400 μm	600 μm
Syringe Volume	>1.0 mL		
Recommended Indication	Superficial dermis	Superficial dermis / Middle layer of subcutis	Middle to deep layer of subcutis
Needle Size*	30G TW (2ea)	27G TW (2ea)	27G TW (2ea)
Storage	2~25℃		

* Needle size is subject to change without notice.

Hyaluronic Acid Dermal Filler with Lidocaine

MONALISA Lidocaine

MONALISA Lidocaine with anesthetic reduces pain during and after procedure.



Product	SOFT	MILD	HARD	ULTRA
REF	MPF10S	MPF10M	MPF10H	MPF10U
Appearance	No impurities, transparent and colorless gel			
Composition	Cross-linked hyaluronic acid			
Concentration	24 mg/mL			
Lidocaine	0.3 %			
Particle Size	200 µm	400 µm	600 µm	900 µm
Syringe Volume	> 1.0 mL			
Recommended Indication	Superficial dermis	Superficial dermis / Middle layer of subcutis	Middle to deep layer of subcutis	Deep to very deep layer of subcutis
Needle Size*	30G TW (2ea)	27G TW (2ea)	25G TW , 27G TW	25G TW , 27G TW
Storage	2~25℃			

* Needle size is subject to change without notice.

Hy-BRID Technology

Better Volume Effect and Retention

Our **Hy-BRID** Technology creates highly dense and uniform particles of hyaluronic acid, thereby enabling MONOLISA to have optimal viscoelasticity and long-lasting volume.

Viscoelasticity[1]

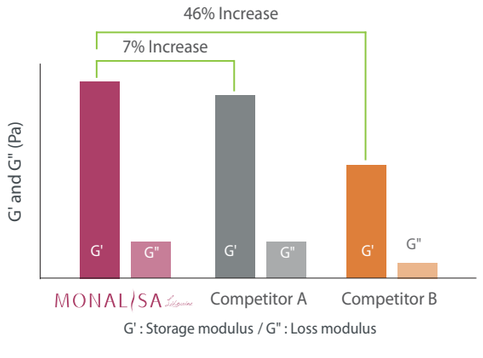

G' : Storage modulus / G'' : Loss modulus

*** Hy-BRID Technology**

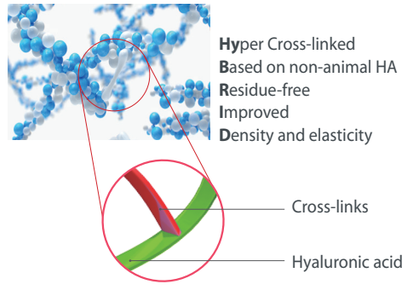

Long-term Stability



1. *GENOSS Data on file*

Microstructure[1]

(SEM, Scanning electron microscope)



In vivo biodegradation study[2]

(Rat dermis injection, 51w MRI data)

Axial view

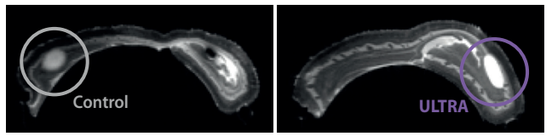

Coronal view

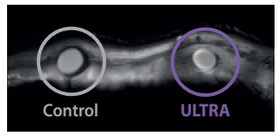

Extrusion force(N)[3]

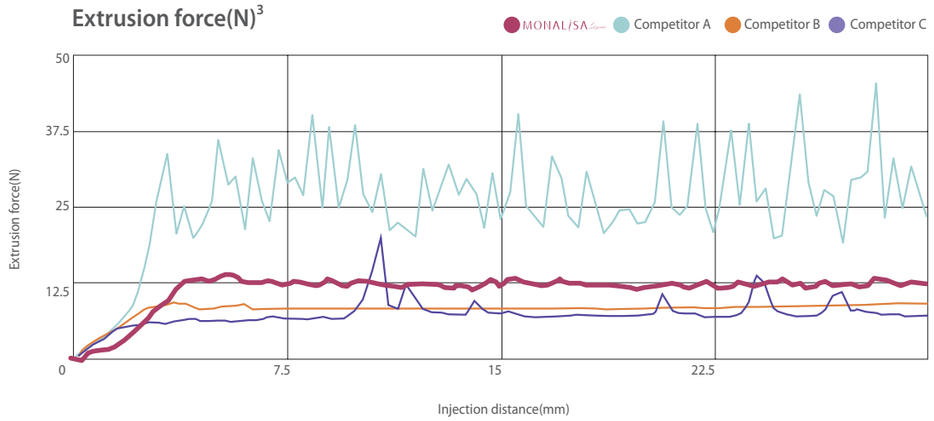

Comparison of extrusion force / irregularity[4]

	Competitor A	Competitor C	MONALISA
Extrusion force	25.6N	7.4N	11.5N
Degree of irregularity*	26.5%	21.5%	7.2%

* : ***Degree of irregularity*** indicates that particle size of cross-linked hyaluronic acid distributes evenly in the product.
Higher degrees requires more injection power in operation procedures.

1~4. *GENOSS Data on file*

MONALISA B

Hyaluronic Acid Body Filler

- Attractive volume to your body
- Proven long-term safety and stability
- Highly pure Hyaluronic acid



Concentration	24 mg/mL
Lidocaine	0.3 %
Volume	10.0 mL
Particle Size	900 μm
Endotoxin	< 0.5 EU/mL

MONALISA PN

Polynucleotide Filler with Lidocaine

- High purity DNA extracted from salmon
- Stimulation of collagen production
- Improvement of skin elasticity and wrinkles
- Skin rejuvenation



Polynucleotide Concentration	MONALISA PN 20	20 mg/mL
	MONALISA PN 50	50 mg/mL
Lidocaine		0.3 %
Volume		1.0 mL

MONALISA SKIN

Hyaluronic Acid Dermal Filler

- Highly pure 100% hyaluronic acid
- Non-cross linked gel
- Skin rejuvenation



MONALISA Injector

Portable dermal injector

- Applicable to 1cc & 3cc syringes
- Precise control of injection volume and length (volume 10-25uL, needle length 0-1.5mm)



MONALISA L

Absorbable PDO thread lift

- White (undyed) polydioxanone thread
- Molding cog and mono
- Various types of length and needle



Bright ESSENCE

Intensive skin care solution

- Contains sodium DNA 5,000 ppm for nutrition and 7 types of hyaluronates for moisturizing
- 6 kinds of natural ingredients for skin care



Bright Healing PDRN Mask

Intensive skin care solution

- Sodium DNA 5,000 ppm
- Skin refreshing and moisturizing
- Suitable for all skin types



Bright Derma Roller

Intensive skin care solution

- Improves skin absorption of active ingredients
- Helps skin to become firmer
- Reduces the appearance of fine wrinkles



Product

Hard & Soft Tissue Regeneration

Bone Graft Materials

OSTEON™ Xeno
OSTEON™ 3
OSTEON™ 3 Collagen
OSTEON™ II

Collagen Materials

Collagen Membrane 2
Collagen Membrane
Collagen Membrane-P
Collagen Graft 2

Scientific Evidence

OSTEON 3 – Clinical study (Oh et al., 2019, Int J Oral Maxillofac Implants)

A comparative Study with Biphasic Calcium Phosphate to Deproteinized Bovine Bone in Maxillary Sinus Augmentation: A Prospective Randomized and Controlled Clinical Trial

Ji-Su Oh DDS, PhD[1]/Yo-Seob Seo DDS, PhD[2]/ Gyeong-Je Lee DDS, PhD[3]/Jae-Seek You DDS, PhD[4]/ Su-Gwan Kim DDS, PhD[5]

Experimental Materials

Abstract

Purpose: The purpose of this study was to evaluate a new graft material, biphasic calcium phosphate, composed of 60% hydroxyapatite and 40% β-Tricalcium phosphate and deproteinized bovine bone mineral, which is established as a predictable graft material for maxillary sinus augmentation.
Materials and methods: Maxillary sinus augme ntation was performed with different bone materials. Bone biopsies were performed on tissue harvested from the future implant bed using a trephine bur at 6 months after maxillary sinus augmentation. Resonance frequency analysis was performed immediately and at 6 months after the implant placement. Microcomputed tomography and histomorphometric analysis were performed in all patients.
Results: Fifty-six patients (60 sinuses) were included in the study. At 6 months postoperative, 31 biopsies were performed on tissues harvested from the calcium phosphate, and 29 biopsies on tissues from the bovine bone grafts. There was no implant failure during the 21-month mean follow-up period. The overall implant stability quotient values were higher than 60, and gradually increased for 6 months. Higher new bone volume fraction and new bone surface density were observed in the calcium phosphate group compared with the bovine bone group. In contrast, residual bone graft volume in the bovine bone group was higher than that in the calcium phosphate group. Nevertheless, there was no significant difference between groups in the microcomputed tomography and histomorphometric parameters.
Conclusion: Within the study's limitations, both graft materials (OSTEON 3 and Bio-Oss) demonstrated similar biocompatibility and osteoconductivity in the maxillary sinus augmentation.

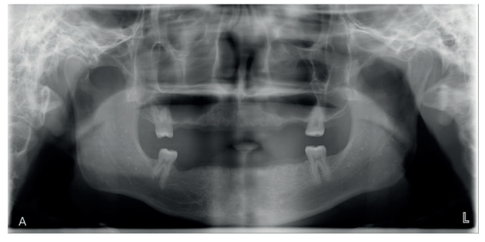

Fig 1A

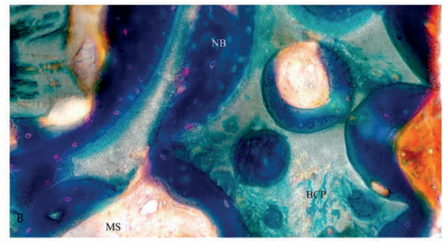

Fig 2B

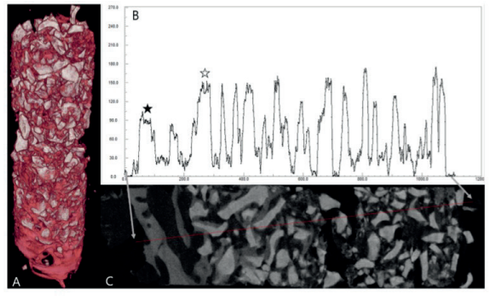

Fig 4

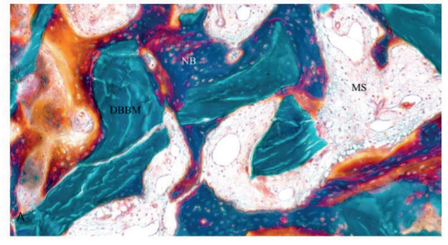

Fig 3B

Hard & Soft Tissue Regeneration

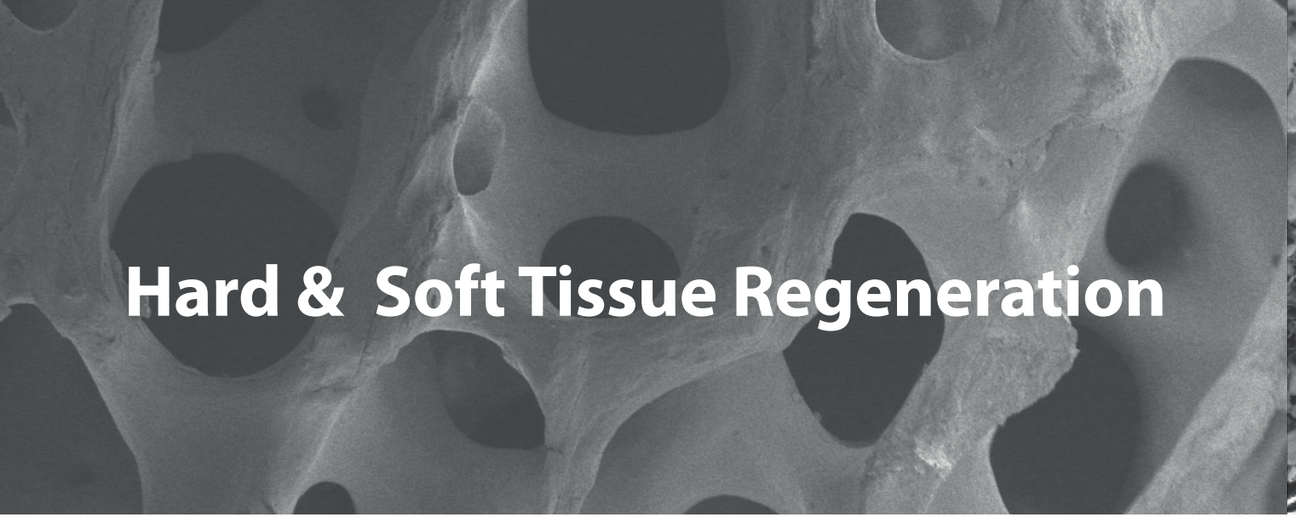

OSTEONTM Xeno : Microstructure



Collagen Membrane2 : Microstructure

Bone Graft Materials

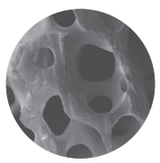

OSTEON™ Xeno

- Natural bovine bone substitute similar to human bone
- Highly interconnected macro/micro-pores
- Complete removal of organic substances
- Easy manipulation and excellent wettability

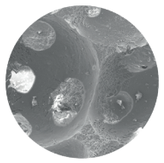

OSTEON™ 3

- Biphasic calcium phosphate composed of 60% HA and 40% ß-TCP
- Higher porosity & interconnectivity compared to OSTEON and OSTEON II
- Macro/Micro porous structure, Porosity: ~80%



OSTEON™ 3 Collagen

- Composite of OSTEON 3 granules and type I collagen
- Moldable into various defect shapes after wetting
- Collagen is absorbed within a few weeks after grafting



OSTEON™ II

- More resorbable due to higher ß-TCP content (HA:ß-TCP=30:70)
- Easy manipulation & excellent wettability
- Pore size: 250μm, Porosity: >70%

Collagen Materials



Collagen Membrane 2

- Highly pure Type I Collagen
- Resorbable barrier membrane lasting for 6 months
- Multi-layered structure
- Easy manipulation (soft, tear-resistant, fast wetting)



Collagen Membrane

- Highly pure Type I Collagen
- Resorbable barrier membrane lasting for 6 months
- Easy manipulation (Hard type)
- Dual-sided usage



Collagen Membrane-P

- Highly pure Type I Collagen
- Resorbable barrier membrane lasting for 4 months
- Dual-sided usage



Collagen Graft 2

- Highly pure type I Collagen
- Bilayer structure: (dense & porous)
- Promotion of soft tissue healing

Product

rainbow™ Block System

rainbow™ Block System

Block System
rainbow™ Multi-Layer Block
rainbow™ Shine-T Block
rainbow™ High shine Block
rainbow™ Shade Block

Coloring & Brushing Material

rainbow™ Paste Stain SE
rainbow™ Shine Liquid

Block System

- Zirconia (ZrO_2) blocks dental prosthesis with various levels of strength and transparency
- Simpler and easier selection of a block depending on different types of coloring and staining
- Applicable to general prosthetic cases of inlay, onlay, crown, and bridge

Indication

Case / Block	Singe Crown		Bridge(3-unit-Bridge)		Bridge (≥4-unit-Bridge)
	Anterior Crown	Posterior Crown	Anterior Bridge	Posterior Bridge	
Multi-Layer	●	●	●	○	
High Shine	●	○			
Shine-T	○	●	○	●	○
Shade				●	●

● recommend ○ Possible

rainbow™ Multi-Layer Block

- Thickness: 14T/16T/18T/22T
- Shade: A1/A2/A3/A3.5
- Same incisal layer thickness(4.2mm)
- Highly esthetic materialization with easy and simple handling



rainbow™ Shine T

- Optimal color expression with simple brushing
- Pen type provides convenience in reproducing color of incisal surface
- 16 body can be expressed by brushing only



A0 A2 A3

rainbow™ High Shine Block

- Transparency is an important criterion when it comes to choosing
- the CAD/CAM block for anterior prosthesis.
- The main advantage of the rainbow™ High Shine is its transparency,
- making it a favorable material for achieving anterior esthetics.



A0 A1 A2

rainbow™ Shade Block

- Original color of the blocks eliminates the need for additional dipping
- Uniform color tone is preserved even after occlusal articulation
- Entire "Vita A" shades are expressible with simplified constitution of A0.5 and A2 blocks



A0.5 A2

Coloring & Brushing Material

rainbow™ Paste Stain SE

- Paste-like staining materials for zirconia (ZrO2) prosthesis
- Fine particles enable thin and uniform coating
- Available in 16 most commonly used shades



rainbow™ Shine Liquid

- Optimal color expression with simple brushing
- Pen type provides convenience in reproducing color of incisal surface
- 16 body can be expressed by brushing only



Solution Type



Pen Type

Product

Bright Dental Materials

Resin materials

Universal Bond
Flowable Resin
Bulk Fill Flowable
Etchant
Resin Cement
Zirconia Primer
Orthodontic Adhesive
Impression Materials
MTA Sealer
MTA Capping

3D Printing materials

Model
Surgical Guide

Dental Health Care

SONIQ electric toothbrush
Bright tooth whitening
Bright toothpaste

Resin materials

Universal Bond

Single bottle, light-cured dental adhesive

- Strong and durable bonding
- The best bonding performance with Bright resin composites
- Low film thickness for a better fit of final restorations



Flowable Resin

Light-cured flowable composite

- Excellent flow control at your choice (Low & High)
- Superior flexural strength with high radiopacity
- 9 shades for aesthetic restorations



Bulk Fill Flowable

Light-cured flowable composite

- Low polymerization shrinkage
- Self-leveling for gap-free adaptation
- Class I~V restorations
- Applicable up to 4mm filling



Etchant

Dentin/Enamel etching gel

- Ideal for selective-etch and / or total-etch
- Distinct blue color for precise etching and washing
- Producing micro-morphological patterns on etched surfaces



Resin Cement

Self-adhesive resin cement

- Dual cured, self-adhesive cement with excellent bond strengths
- Low film thickness for a better fit of final restorations
- Soft rubber gripped, ratchet-locking syringe dispenser for easy of use



Zirconia Primer

Primer for indirect restoration

- Improve bond strengths between cement and restorations (Zirconia, Lithium disilicate, Metal)
- The best bonding performance with Bright Resin Cement
- Easy and efficient handling



Orthodontic Adhesive

Light cure orthodontic adhesive

- No priming step to reduce chair time
- Stable and high bonding strength to enamel and brackets
- Proper viscosity for bracket placement



Impression Materials

Hydrophilic vinyl polysiloxane

- Normal setting type (Light, Medium, Heavy, Putty, Bite)
- Highly accurate and void-free impression
- Excellent mechanical properties



MTA Sealer

Root canal sealing material

- Premixed calcium silicate paste
- Antibacterial effect
- Impervious sealing of root canal



MTA Capping

Pulp capping material

- Light-curable, resin-modified calcium silicate
- Excellent sealing for pulp protection
- Sustained calcium release for dentin bridge formation
- High radiopacity for easy distinction



3D Printing materials

Model

3D dental model

- Natural beige color
- Highly accurate and reliable results
- Superior dispersion stability



Surgical Guide

Guide template for implant surgery

- Good transparency
- Provide highly precise drilling position
- Excellent flexural strength and fracture resistance



Dental Health Care

SONIQ

Electric toothbrush

- FDA-approved micro toothbrush
- Reduce bad breath by 23%
- Reduce periodontal disease by 17%



Bright tooth whitening

Tooth whitening kit with LED light

- Fast tooth whitening effect by strong blue light
- Mouthpiece and charging cable can be attached using magnets
- Improved portability due to internal battery



Bright toothpaste

- None of the 14 harmful ingredients added
- Contains healthy nature-derived ingredients
- Four premium oral cares



Research Analysis Service

Direct request
on online

Genoss Co., Ltd is the best provider of contract research and analysis in a variety of fields, which include micro-CT analysis, histology, slide scanning and FE-SEM

GENOSS will help you get better results with great impact in a wide range of research & analysis areas. With various in vivo and in vitro test experiences, we can offer the highest level of histopathological results from biopsy related to bone & implants, non-invasive micro-CT analysis, visualization of tissue-specific proteins, and etc.

Service Area

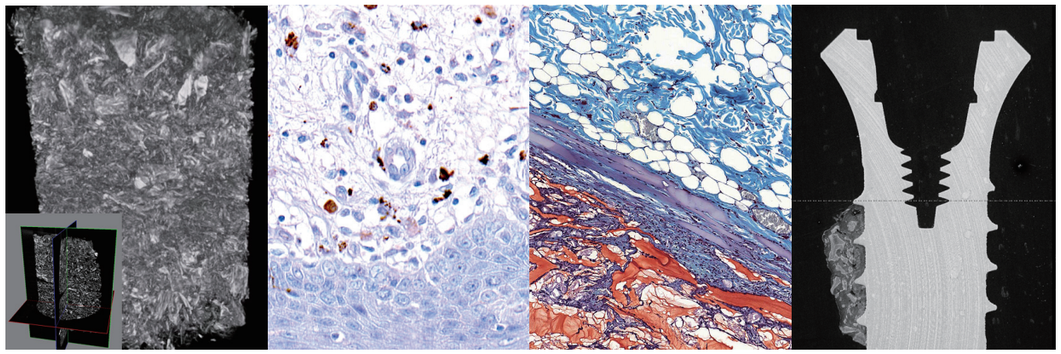

Micro-CT | IHC/IF | Digital Slide Scan | FE-SEM

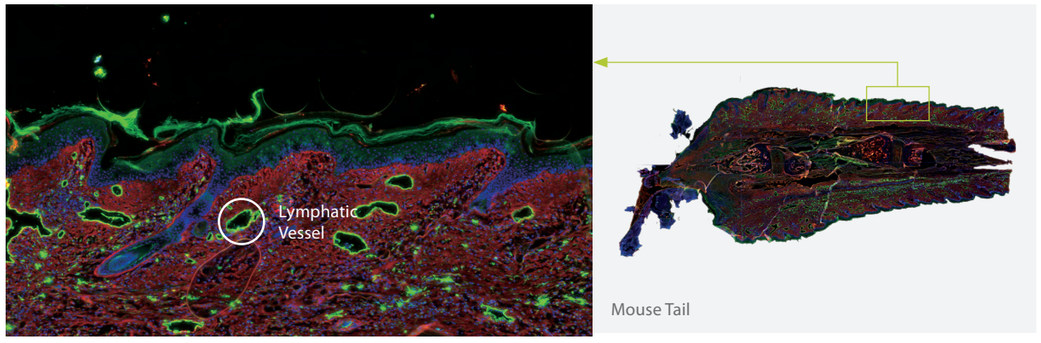

Immunofluorescence Microscopy

Analysis Process

Tissue Specimen Reception → Discuss the Research → Sample Analysis and Review → Final Analysis → Payment

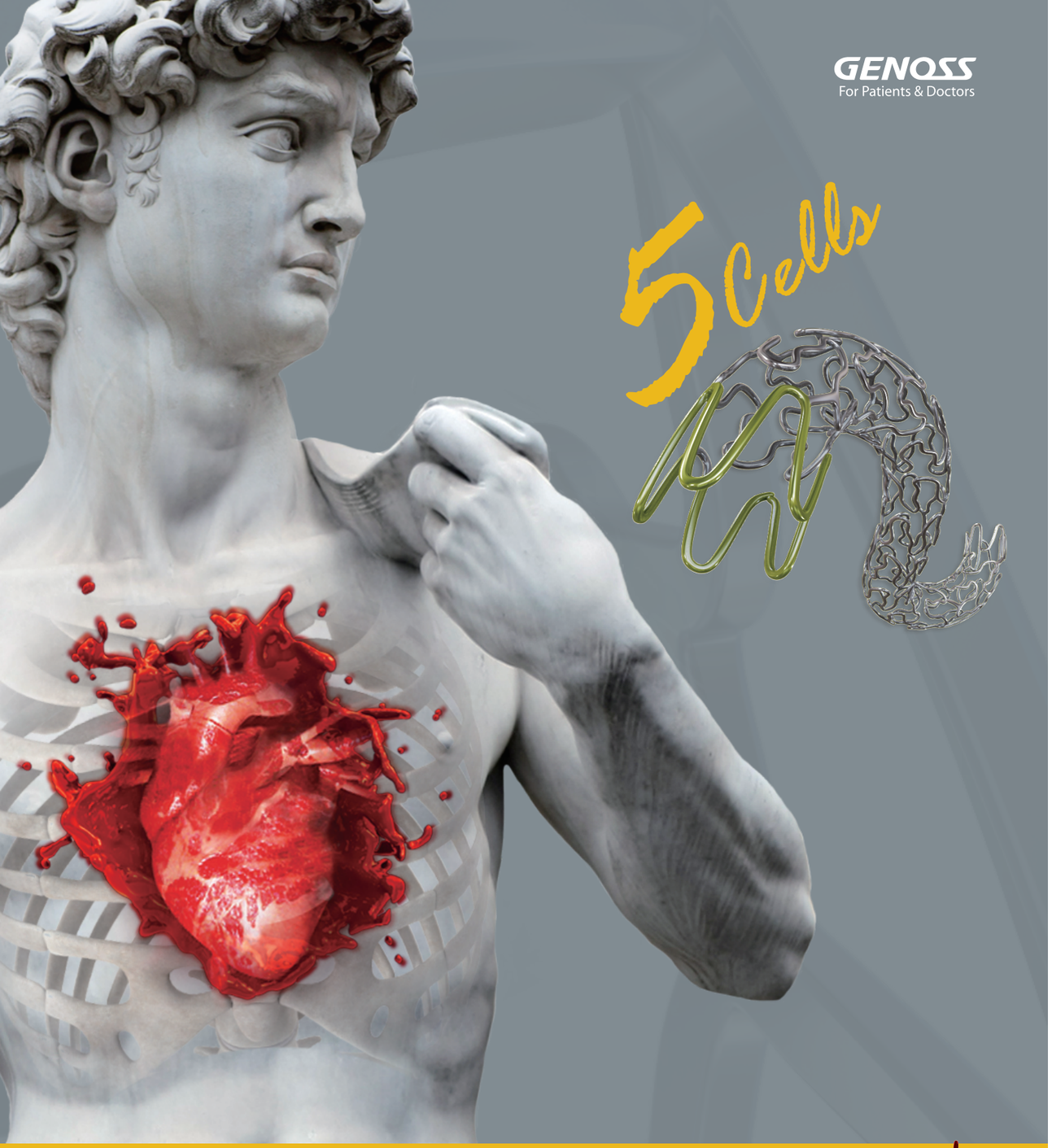

GENOSS™
DES
Sirolimus Eluting Coronary Stent System

- Improved deliverability by lower profile
- Lower drug content due to area reduction
- Improved trackability performance by increased flexibility

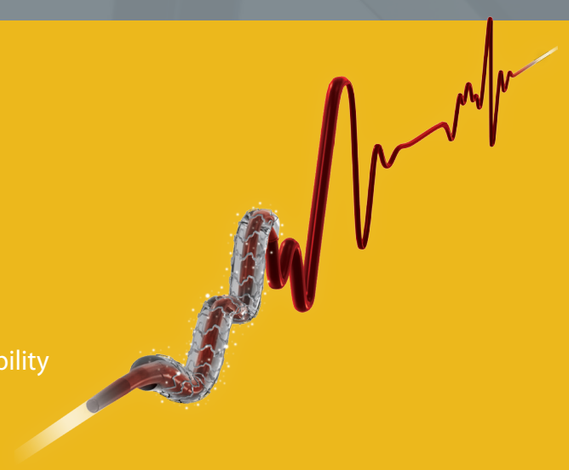

Various Channel

Homepage
SNS/ Youtube



Anytime & Anywhere

Homepage

Genoss Homepage
www.genoss.com
www.genoss.co.kr

Vascular
http://www.genossvascular.com

MonalisaFiller
http://monolisafiller.com

Bright Store
http://brightstore.co.kr

SNS

Monalisa.filler / Bright_lifecare

https://www.youtube.com/channel/UCVLBG2reZ20D9QyPNnCijXQ

GENOSS

You can check our products on
our homepage
and **various channels.**